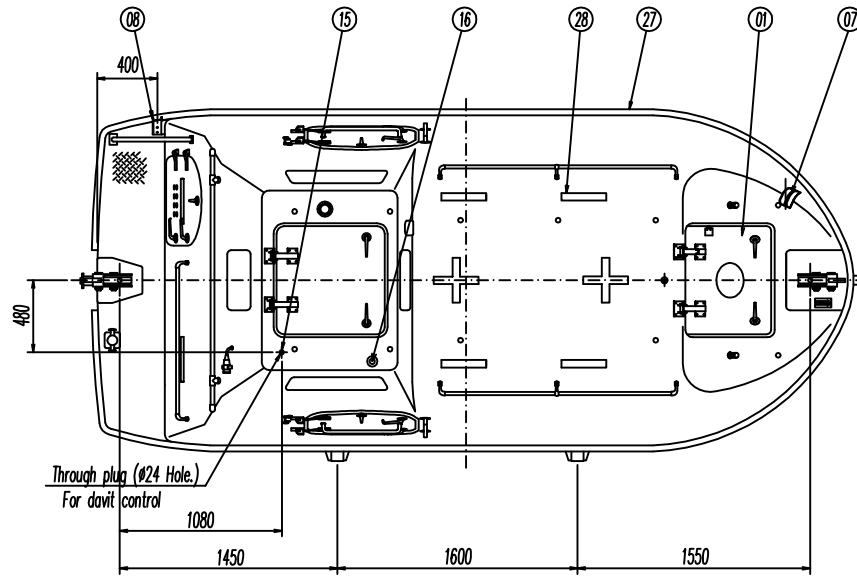
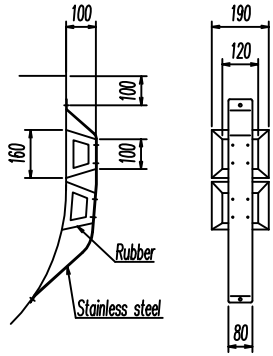
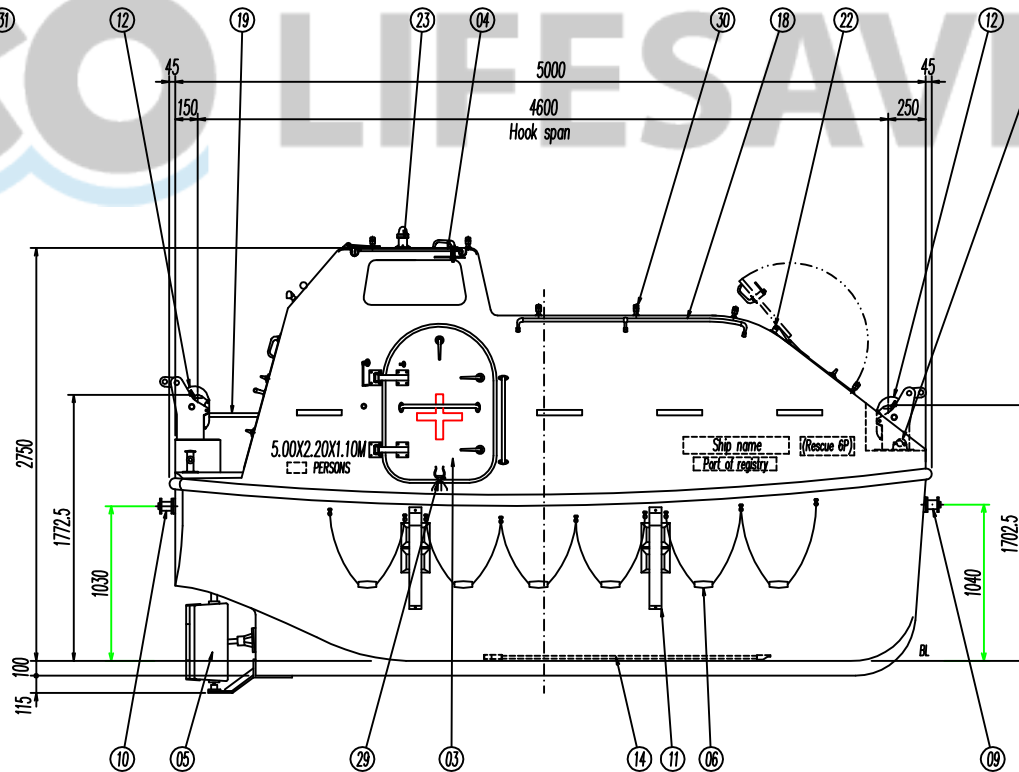
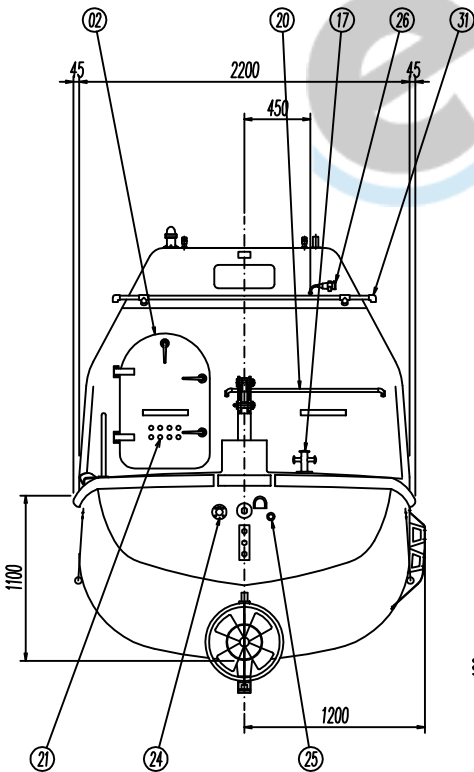
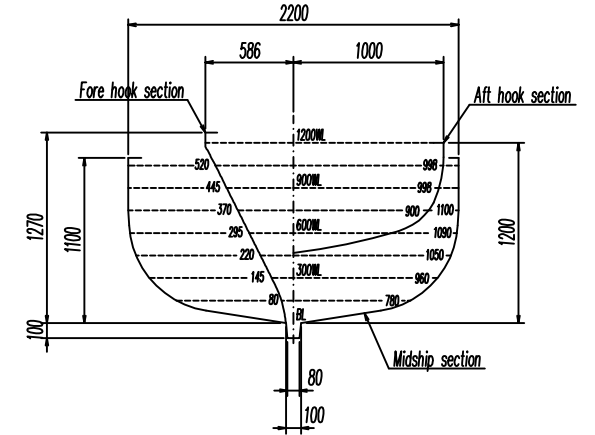


DETAIL OF SKATE



HOOK'S SECTION



(Quantity / One boat)

31	Splay pipe and nozzle	Galv. steel	1		
30	Splay nozzle	Brass	10		
29	Oar clutch	Stainless steel	1		
28	Reflector tape	Plastic	24		
27	Fender	Rubber	1		
26	Battery charge socket	Plastic	1		
25	Bilge hole	Stainless steel	1		
24	Exhaust hole	Stainless steel	1		
23	Indicating light	Plastic	1		
22	Hatch lock fitting	Stainless steel	1		
21	Ventilator	F.R.P.	1		
20	Hand rail	Stainless steel	1		
19	Hand rail	Stainless steel	1		
18	Hand rail	Stainless steel	2		
17	Towing bitt	Stainless steel	1		
16	Radar reflector stand	Stainless steel	1		
15	Through plug	Stainless steel	1		
14	Keel cooler	Copper	1		
13	Painter hook	Stainless steel	1		
12	Release hook	Galv. steel	2		
11	Skate	Stainless steel	2		
10	Aft lashing drum	Galv. steel	1		
09	Fore lashing drum	Galv. steel	1		
08	Aft lashing guide	Stainless steel	1		
07	Fore lashing guide	Stainless steel	1		
06	Life line	Stainless steel	12		
05	Propeller guard	F.R.P.	1		
04	Top hatch	F.R.P.	1		600x600
03	Side hatch	F.R.P.	1		900x600
02	Aft hatch	F.R.P.	1		900x600
01	Fore hatch	F.R.P.	1		600x500

No.	Name	Material	Quantity	Mass	Remarks										
GENERAL ARRANGEMENT OF FIRE PROTECTED LIFE BOAT JY-QFN-5.00															
<table border="1" style="width: 100%;"> <tr> <td>Scale</td> <td>Date</td> <td>Drawn by</td> <td>Checked by</td> <td>Proj. No.</td> </tr> <tr> <td>1:25</td> <td>Nov.18 2004</td> <td></td> <td></td> <td>JYX11-01-001</td> </tr> </table>						Scale	Date	Drawn by	Checked by	Proj. No.	1:25	Nov.18 2004			JYX11-01-001
Scale	Date	Drawn by	Checked by	Proj. No.											
1:25	Nov.18 2004			JYX11-01-001											

This drawing shows the port side boat.
The starboard side boat is to be symmetry.